

ADB100

E X T E N D E R

USER MANUAL



20600 Nordhoff St, Chatsworth CA 91311
1-800-545-6900 818-772-9100

ADB100

E X T E N D E R

Keyboard

Mouse

Trackball

Touchscreen

ASKING FOR ASSISTANCE

Technical Support:

Telephone (818) 772-9100
(800) 545-6900

Fax (818) 772-9120

Technical Support Hours:

8:00 AM to 5:00 PM Monday thru Friday.

Write To:

Gefen Systems
c/o Customer Service
20600 Nordhoff Street
Chatsworth, CA 91311 USA

Notice

Gefen Systems reserves the right to make changes in the hardware, packaging and any accompanying documentation without prior written notice.

ADB100 is a trademark of Gefen Systems

Macintosh is a trademark of Apple, Inc.

TABLE OF CONTENTS

General Information

Introduction	1
Operation Notes	2
ADB100 Panel Layout	3
ADB100 Function Description	4
Warranty	9

Installation Wiring Diagrams

1 Keyboard Extended	5
2 Keyboards Local/ Extended	6
2 Keyboard Extended	7
TSE100 Link Cable	8

INTRODUCTION

Thank you for purchasing Gefen Systems' ADB100 Series. The ADB100 extends your computer ADB port (keyboard, mouse, trackball, and touch screen) device up to 1000 feet away from the location of your Macintosh computer.

The ADB100 system consists of two units, the ADB100 Sender mode which resides next to the computer side and the ADB100 Receiver mode, which resides next to the extended keyboard.

The ADB signal controls the keyboard, mouse, trackball and other ADB devices such as a touch screen. The ADB100 buffers the ADB signal through send and receive line drivers, and the signal is extended by using standard telephone cable.

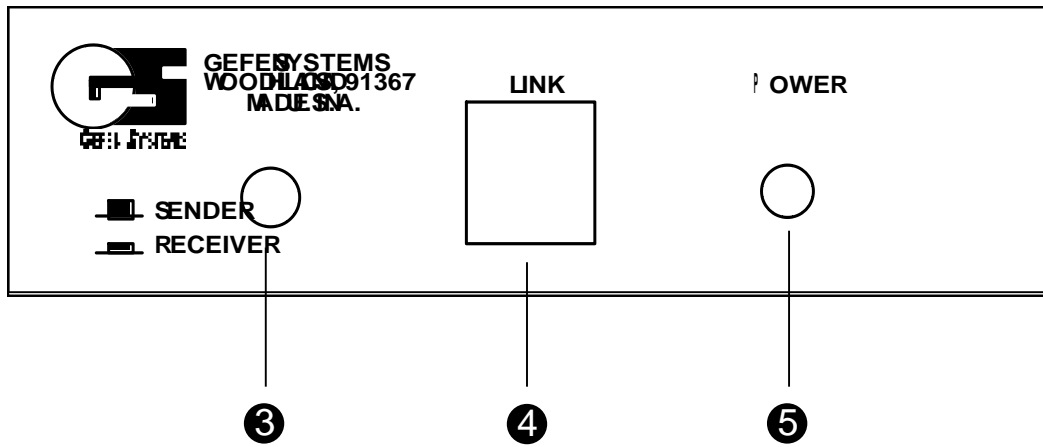
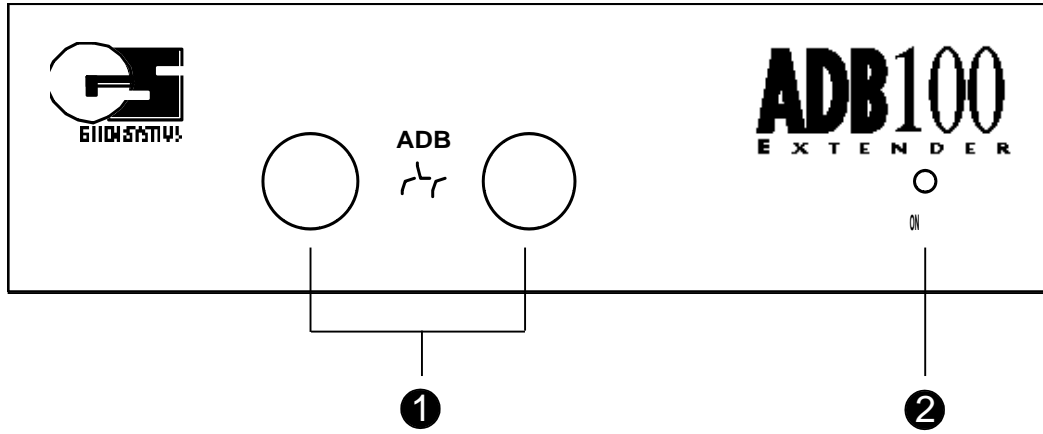
You can connect additional ADB100 Series to the same computer, allowing you to access the computer from other locations up to 1000 feet apart.

OPERATION NOTES

READ THESE NOTES BEFORE INSTALLING OR OPERATING THE ADB100 SYSTEM.

1. **WARNING!** The ADB100 were designed to operate on Macintosh computers. Do not attempt to use this equipment with any other type computers.
2. **WARNING!** When using a local keyboard **not extended** with the ADB100 Sender unit, use the Gefen modified ADB cable. Modified cable is connected between the ADB100 **sender** and the local keyboard or mouse.
3. **WARNING!** When plugging in a ADB100 Sender unit **ONLY**, without the ADB100 receiver unit, the keyboard and mouse will freeze. The ADB100 Receiver unit must be connected, and powered up, and the link cable installed between both units, in order to operate property.
4. Link Cable: Refer to the wiring diagram on page 10 for wiring instructions.

ADB100 PANELS LAYOUT



FUNCTION DESCRIPTION

- ① **ADB**
Mini din sub connector which connects to the computer ADB port. (For keyboard, Mouse and Trackball).

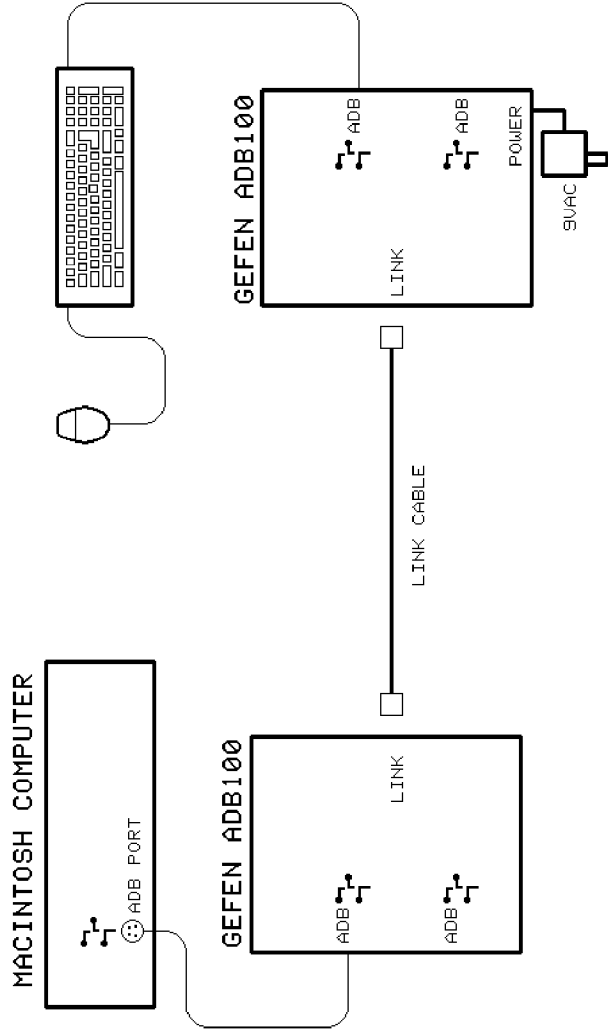
- ② **Power On Light**
Power on status indicates that the unit is plugged in.

- ③ **Send/Receiver Switch**
Push button switch for setting ADB100 as a Sender or Receiver unit.

- ④ **Link**
RJ-11 Modular Jack which connects to the TSE100R (Receiver Unit).

- ⑤ **Power**
9 Volt A/C 1A external power supply.

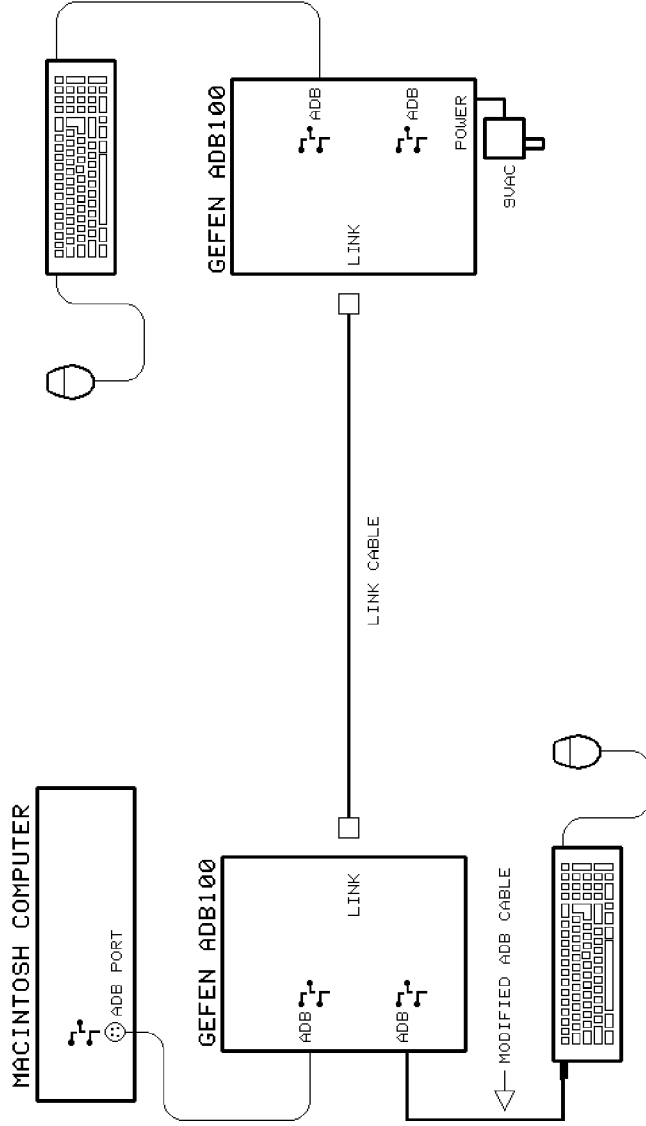
1 KEYBOARD EXTENDED - WIRING DIAGRAM



Set switch to OUT to send
No power supply is required at this end

Set switch to IN to receive
Use Power supply at this end

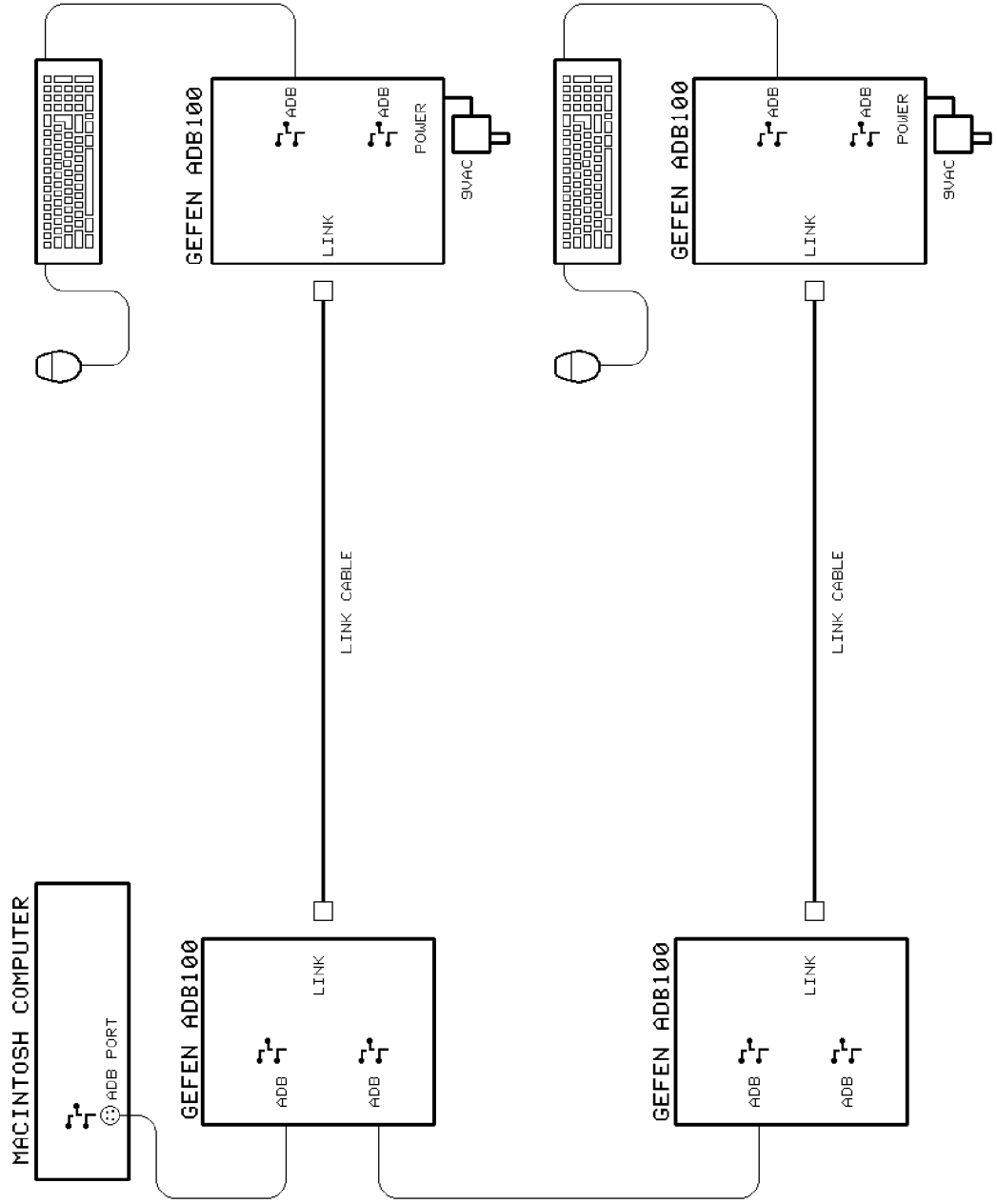
2 KEYBOARDS LOCAL/EXTENDED - WIRING DIAGRAM



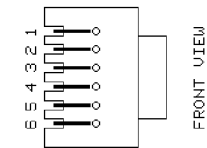
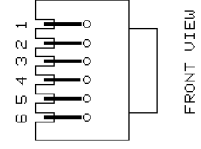

Set switch to OUT to send
No power supply is required at this end

Set switch to IN to receive
Use Power supply at this end

2 KEYBOARDS EXTENDED - WIRING DIAGRAM



ADB100 LINK CABLE - WIRING DIAGRAM



WARRANTY

Gefen Systems warrants the equipment it manufactures to be free from defects in material and workmanship.

If equipment fails because of such defects and Gefen Systems is notified within one (1) year from the date of shipment, Gefen System will, at its option, repair or replace the equipment, provided that the equipment has not been subjected to mechanical, electrical, or other abuse or modifications.

Equipment that fails under conditions other than those covered will be repaired at the current price of parts and labor in effect at the of repair. Such repairs are warranted for ninety (90) days from the day of reshipment to the Buyer.

This warranty is in lieu of all other warranties expressed or implied, including without limitation, any implied warranty or merchantability or fitness for any particular purpose, all of which are expressly disclaimed.

The information in this manual has been carefully checked and is believed to be accurate. However, Gefen Systems assumes no responsibility for any inaccuracies that may be contained in this manual. In no event will Gefen Systems, be liable for direct, indirect, special, incidental, or consequential damages resulting from any defect or omission in this manual, even if advised of the possibility of such damages. The technical information contained herein regarding ADB100 features and specifications is subject to change without notice.

All Rights Reserved © Copyright 1995 Gefen Systems

This document was created with Win2PDF available at <http://www.daneprairie.com>.
The unregistered version of Win2PDF is for evaluation or non-commercial use only.