



GF-HDK18G-VIP-TX GF-HDK18G-VIP-RX

Extend and distribute 4K 60Hz 4:4:4 HDMI/USB-C Video, Audio, RS-232, IR, USB, and Audio Return Path over a local area network

Gefen Gen 3.0 KVM products offer enhanced performance, features, and functionality such as 4K Ultra HD with HDR support, built-in scaling, video-wall control, independent RS-232, IR, USB, and audio routing, USB Roaming, OSD Hotkey Keyboard switching.

The Gefen GF-HDK18G-VIP-TX & RX feature maximum input resolution of 4K 60 Hz 4:4:4, and maximum output resolution of 4K 60 Hz 4:4:4. HDCP 2.3/2.2 and 1.4 are also supported. 7.1 channels of HBR (High Bit Rate) lossless and LPCM digital audio can pass through the system as well. Video, Audio, RS-232, 2-way IR, and USB can be routed independently between any Sender and Receiver unit, allowing end-users to control any of the sources and the displays within their network. Analog audio break-out de-embeds audio from the video and sends it to a separate audio system, enhancing the impact of presentations. Digital Optical Audio from a Display is able to distribute to any Source location with an AV Receiver. Applications include high performance AV and signage systems in sports bars, clubs, restaurants, board and huddle rooms, command and control centers, museums, airports, classrooms, auditoriums, hotels, and retail establishments.

- HDR10, HDR10+, Dolby Vision
- HDCP 2.3, 2.2 and 1.4
- Deep Color
- Lip-Sync
- Uncompressed LPCM digital audio up to 7.1 channels
- Up to 7.1 channels of HBR (High Bit Rate) digital audio including Dolby Atmos®, Dolby® TrueHD, DTS:X™, and DTS-HD Master Audio™



GF-HDK18G-VIP-TX

GF-HDK18G-VIP-RX

FEATURES

- Extends HDMI/USB Type C Video, RS-232, Analog Audio, USB and IR, using a Gigabit Local Area Network in Unicast or Multicast mode
- Independent Routing for Video, Audio, RS-232, IR, USB, and Optical Audio Return
- Supports HDMI and USB Type C video input resolutions up to 4K 60Hz 4:4:4; USB Type C supporting USB2.0 data transfers.
- Supports output resolutions up to 4K 60Hz 4:4:4
- Supported HDMI Features:
 - HDR10, HDR10+, Dolby Vision
 - HDCP 2.3, 2.2 and 1.4
 - Deep Color
 - Lip-Sync
- Uncompressed LPCM digital audio up to 7.1 channels
- Up to 7.1 channels of HBR (High Bit Rate) digital audio including Dolby Atmos®, Dolby® TrueHD, DTS:X™, and DTS-HD Master Audio™
- Supports USB Roaming utilizing one set of keyboard and mouse to control all PCs
- Support for KVM OSD Hotkey Keyboard Switching
- Smart CEC management and Power Save modes
- Integrated scaler ensures maximum compatibility and best possible viewing experience with different contents and displays
- Built-in video wall controller accommodates any number of rows and columns up to 16x16
- Built-in Audio De-embedder on Receiver breaks out 2 channels of analog 2 channel PCM, and up to 7.1 channels of Bitstream audio from the HDMI signal, allowing the audio content to be sent to external amplifiers and music distribution systems for added impact
- Route-able Audio Return path from any display to an external amplifier via Toslink.
- MFU (Mass-Firmware-Update), quick and automated configuration, and enhanced control capabilities and system security when used with the Gefen GF-AVIP-MC Matrix Controller
- Real-time live sub stream support
- Enhanced API for added functionality for IP, RS-232, CEC, and IR Bridging using third-party control systems
- Built-in intuitive web interface, Telnet, and UDP
- Supports 39,900 Senders and a combination of over 65,000 Sender and Receiver units, depending on the network bandwidth and number of ports on your network switch
- 802.3at standard Power-over-Ethernet allows the Sender and Receiver units to be powered through a standard PoE-enabled IP network switch, without the need for external power supplies
- Two-port Gigabit Ethernet switch built into the Sender and Receiver units
- Field-updatable firmware via GF-AVIP-MC controller or the built-in web server interface
- Locking power supply connectors
- Sender and Receiver enclosures are rack-mountable using Gefen's optional 19-inch vertical stack equipment rack.
- Low profile Receiver enclosure features an IR Extender port and can be hidden away behind the display

TECHNICAL SPECIFICATIONS

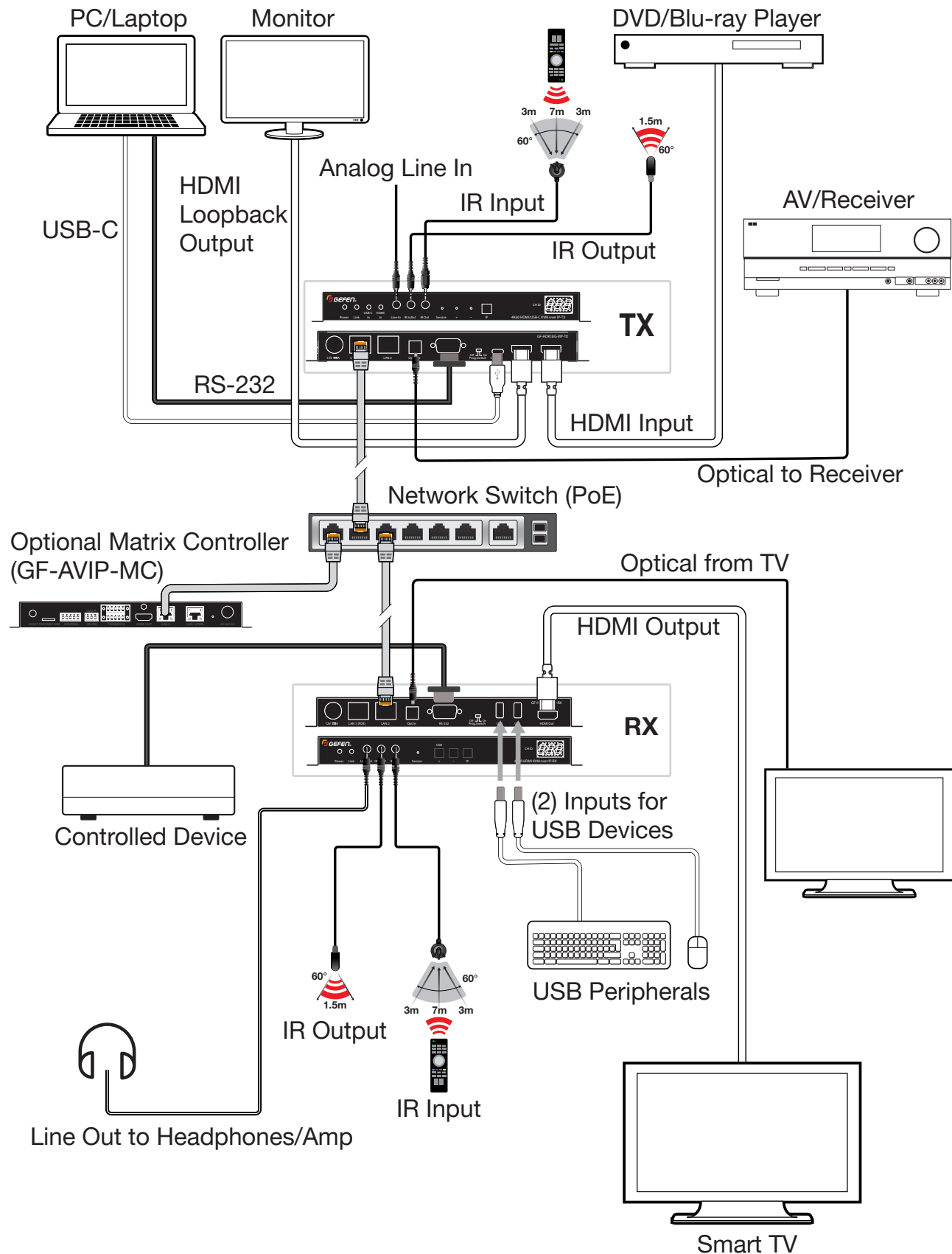
Video Input connector (Sender)	(1) HDMI Type A 19-pin, female (1) USB Type C, female
Video Output connector (Sender)	(1) HDMI Type A 19-pin, female, Local Output
Video Output connector (Receiver)	(1) HDMI Type A 19-pin, female
Analog Line Input (Sender)	(1) 3.5mm mini-stereo jack
Analog Line Output (Receiver)	(1) 3.5mm mini-stereo jack
Digital Optical Audio Input (Sender)	(1) TOSLINK®
Digital Optical Audio Output (Receiver)	(1) TOSLINK®
RS-232 Port (Sender)	(1) DB-9, female
RS-232 Port (Receiver)	(1) DB-9, male
IR In/Ext (Sender/Receiver)	(1) 3.5mm mini-stereo jack
IR Out (Sender/Receiver)	(1) 3.5mm mini-mono jack
IR Extender type	EXT-RMT-EXTIRN
Ethernet port (Sender/Receiver)	(2) RJ-45, shielded, one with PoE
Channel Up/Down button (Sender)	(2) Tact-type, recessed
Channel Up/Down button (Receiver)	(2) tact-type
3 Digit LED Display (Sender/Receiver)	Red LED
IP button (Sender/Receiver)	(1) Tact-type
Service button (Sender/Receiver)	(1) Tact-type, recessed
Program Select switch (Sender/Receiver)	(1) Slide-type, recessed
Link Indicator (Sender/Receiver)	(1) LED, green
Power Indicator (Sender/Receiver)	(1) LED, Bi-Color Blue/Red
Input Select Indicator (Sender)	(2) LED, green

PHYSICAL SPECIFICATIONS

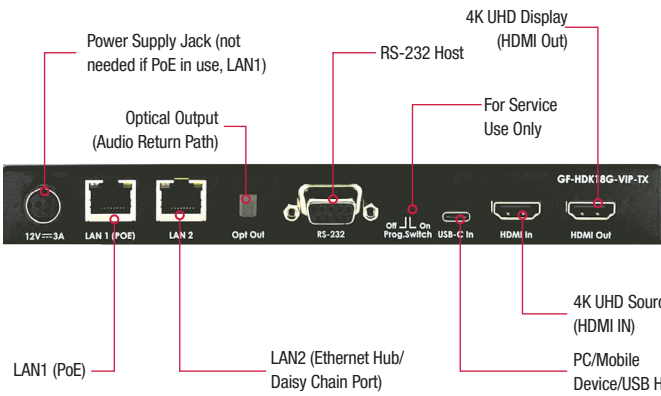
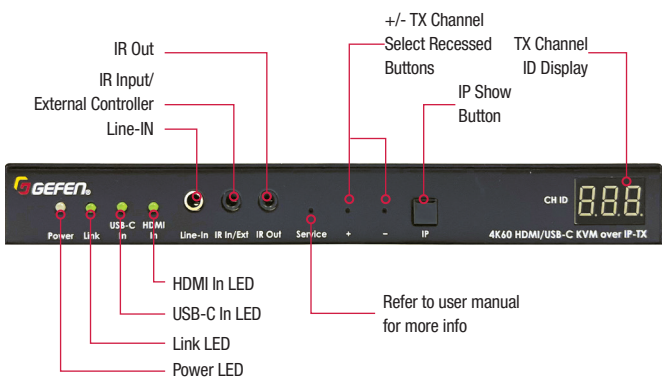
Power Requirement (Sender/Receiver)	12V DC, or PoE (802.3at standard)
Power Consumption (maximum)	Sender: 12W, Receiver: 12W
Operating Temperature (Sender/Receiver)	(0 to +40°C (+32°F to +140°F))
Operating Humidity (Sender/Receiver)	20% to 90% RH, non-condensing
Storage Humidity (Sender/Receiver)	20% to 90% RH, non-condensing
MTBF	Sender: 50,000 hours / Receiver: 50,000 hours
Dimensions (W x H x D, without connectors or feet)	Sender: (231.5mm x 25mm x 158mm) Receiver: (231mm x 25mm x 158mm)
Unit Weight	Sender: 2 lbs. (0.92 kg), Receiver: 2 lbs. (0.92 kg)
Shipping Weight	Sender: 3.8 lbs. (1.7 kg), Receiver: 3.8 lbs. (1.7 kg)

GF-HDK18G-VIP-TX | GF-HDK18G-VIP-RX

WIRING DIAGRAM



GF-HDK18G-VIP-TX



GF-HDK18G-VIP-RX

