

Gefen

®

Component w/ Digital Audio to HDMI® Adapter

EXT-COMPAUD-2-HDMID

USER'S MANUAL



www.gefen.com

ASKING FOR ASSISTANCE

Technical Support:

Telephone (818) 772-9100
(800) 545-6900

Fax (818) 772-9120

Technical Support Hours:

8:00 AM to 5:00 PM Monday thru Friday.

Write To:

Gefen LLC
c/o Customer Service
20600 Nordhoff St
Chatsworth, CA 91311

www.gefen.com
support@gefen.com

Notice

Gefen LLC reserves the right to make changes in the hardware, packaging and any accompanying documentation without prior written notice.

Component w/ Digital Audio to HDMI® Adapter is a trademark of Gefen, LLC
All trademarks are the property of their respective owners.

HDMI®, the HDMI Logo, and **High-Definition Multimedia Interface** are trademarks or registered trademarks of HDMI Licensing in the United States and other countries.

© 2011 Gefen LLC, All Rights Reserved
All trademarks are the property of their respective owners

Rev A2

CONTENTS

- 1 Introduction
- 2 Features
- 3 Panel Descriptions
- 4 Connecting and Operating the Component w/ Digital Audio to HDMI Adapter
- 5 Specifications
- 6 Warranty

INTRODUCTION

Congratulations on your purchase of the Component Audio to HDMI Adapter. Your complete satisfaction is very important to us.

Gefen

Gefen's line of HDMI® switches, extenders, splitters and adapters are designed to make your A/V equipment use more comfortable, more productive and less expensive.

The HDMI Switcher allow access to multiple HDMI devices, using a single HDMI display while the HDTV extender product line can extend HD video signal up to 1640 feet (500 meters).

Gefen's product line offers solutions for noise, space and security concerns, data center control, information distribution, conference room presentation, school and corporate training environments.

Our Commitment

Gefen will always offer the finest quality product at the best possible price. Included in that price is a lifetime of support from a team of outstanding engineers.

Introduction

The Component + Digital Audio to HDMI Adapter is a unique device that allows older analog devices to be integrated seamlessly into the modern home theater. This adapter connects component video home theater devices to HDMI compliant digital monitors. This adapter also takes digital audio and encodes it onto the HDMI signal for the full HDMI video and audio effect. With the Component + Digital Audio to HDMI Adapter legacy home theater devices can be easily connected any HDMI display for the full digital video and audio experience.

How It Works

Simply connect the supplied Component cable to the input side of the Component + Digital Audio to HDMI Adapter. Then connect the TOSLINK digital audio cables to the audio input of the Component + Digital Audio to HDMI Adapter. Then connect the HDMI display or projector to the HDMI output of the Component Audio to HDMI Adapter. The adapter generates the compatible analog to digital conversion signals for video as well encoding the audio onto the HDMI to make the connection between the analog inputs and the digital output work.

FEATURES

Features



- Allows connection of YPbPr HDTV sources to an HDMI display
- Encodes digital audio onto the video signal for HDMI video and audio
- Supports HDTV resolutions up to 1080p
- HDMI compliant

Includes:

- (1) Digital Audio to HDMI Adapter
- (1) Component Cable
- (1) 6 ft TOSLINK Digital Audio Cable
- (1) 5V Power Supply
- (1) User's Manual



PANEL DESCRIPTIONS

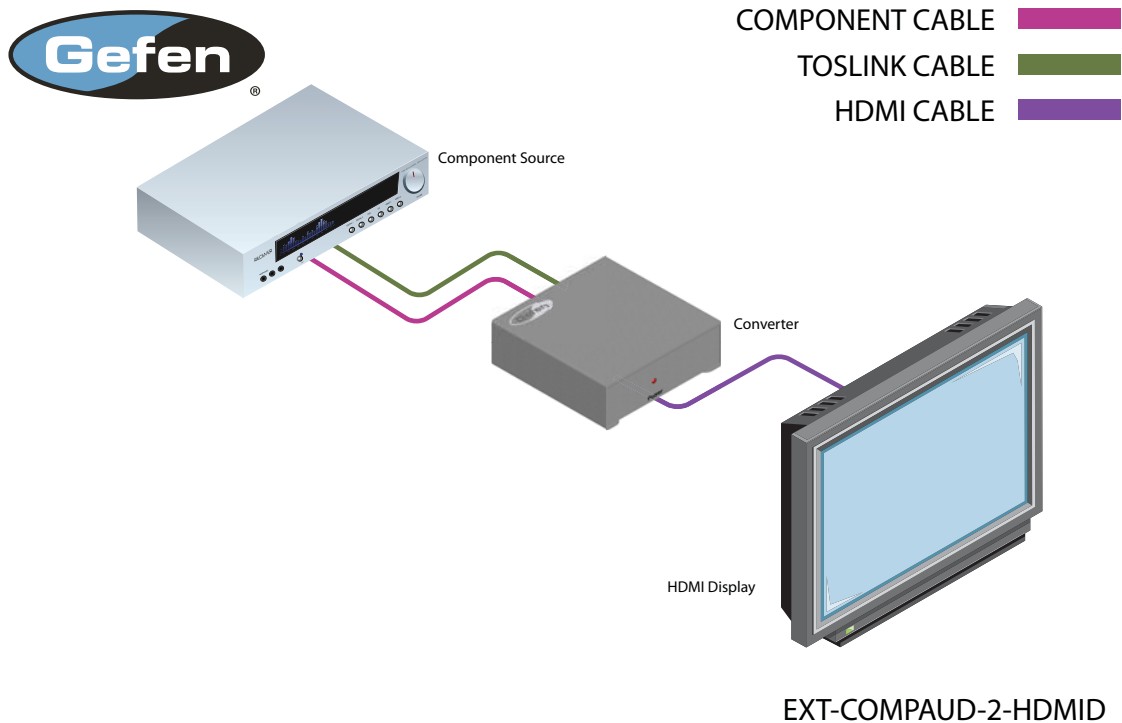


CONNECTING AND OPERATING THE COMPONENT TO HDMI ADAPTER

How to Connect the Component Audio to HDMI Adapter

- 1- Connect your HDMI compliant monitor to the HDMI female connector at the output side of the Component Audio to HDMI Adapter.
- 2- Connect the Component cable between Component Audio to HDMI Adapter and the Component output of your device.
- 3- Connect the TOSlink Audio Cable between the TOSLINK audio input on the Component Audio to HDMI Adapter and the TOSLINK audio output of your device.
- 4- Connect the 5V power supply.

Connection Diagram for the Component Audio to HDMI Adapter



SPECIFICATIONS

HDMI Video Amplifier Bandwidth.....	165 MHz
VGA Amplifier Bandwidth.....	350 MHz
HDMI Connector.....	type A (19 pin) female
Video Connector.....	3-RCA Component
Audio Connector.....	digital TOSLINK
Power Consumption.....	5 watts (max)
Power Supply.....	5V DC
Dimensions.....	4"W x 1"H x 4"D
Shipping Weight.....	2 lbs.

WARRANTY

Gefen warrants the equipment it manufactures to be free from defects in material and workmanship.

If equipment fails because of such defects and Gefen is notified within two (2) years from the date of shipment, Gefen will, at its option, repair or replace the equipment, provided that the equipment has not been subjected to mechanical, electrical, or other abuse or modifications. Equipment that fails under conditions other than those covered will be repaired at the current price of parts and labor in effect at the time of repair. Such repairs are warranted for ninety (90) days from the day of reshipment to the Buyer.

This warranty is in lieu of all other warranties expressed or implied, including without limitation, any implied warranty or merchantability or fitness for any particular purpose, all of which are expressly disclaimed.

1. Proof of sale may be required in order to claim warranty.
2. Customers outside the US are responsible for shipping charges to and from Gefen.
3. Copper cables are limited to a 30 day warranty and cables must be in their original condition.

The information in this manual has been carefully checked and is believed to be accurate. However, Gefen assumes no responsibility for any inaccuracies that may be contained in this manual. In no event will Gefen be liable for direct, indirect, special, incidental, or consequential damages resulting from any defect or omission in this manual, even if advised of the possibility of such damages. The technical information contained herein regarding the features and specifications is subject to change without notice.

For the latest warranty coverage information, refer to the Warranty and Return Policy under the Support section of the Gefen Web site at www.gefen.com.

PRODUCT REGISTRATION

Please register your product online by visiting the Register Product page under the Support section of the Gefen Web site.



20600 Nordhoff St., Chatsworth CA 91311

1-800-545-6900 818-772-9100 fax: 818-772-9120

www.gefen.com support@gefen.com



This product uses UL listed power supplies.